



DSWD

Department of Social Welfare and Development

Field Office IV-MiMaRoPa

"Reaching the Unreached and the Isolated!"



MAAGAP *at*
MAPAGKALINGANG
SERBISYO!

LISTAHANAN



TALAAN NG PAMILYANG NANGANGAILANGAN

Listahanan
is an information
management system
that identifies who and
where the poor are.



MIMAROPA

Number of identified Poor Households

221,324

37.9% of 584,562 assessed households

Demographics

Socio-Economic
Data

Sectoral
Profile

*Disaster
Data*

*Programs
and services*

2009
vs.
2015



Provincial Result

14,051

poor HHs

MARINDUQUE

27.5%

39,182

poor HHs

OCCIDENTAL MINDORO

42.7%

55,363

poor HHs

ORIENTAL MINDORO

31.9%

91,951

poor HHs

PALAWAN

43.9%

20,777

poor HHs

ROMBLON

35.2%

Congressional District Result

14,051 poor HHs

27.5%

**Lone Dist. of
Marinduque**

39,182 poor HHs

42.7%

**Lone Dist. of
Occ. Mindoro**

24,312 poor HHs

27.1%

**1st Dist. of
Or. Mindoro**

31,051 poor HHs

37.2%

**2nd Dist. of
Or. Mindoro**

35,245 poor HHs

41.1%

**1st Dist. of
Palawan**

42,277 poor HHs

51.0%

**2nd Dist. of
Palawan**

14,429 poor HHs

35.3%

**3rd Dist. of
Palawan**

20,777 poor HHs

35.2%

**Lone Dist. of
Romblon**



Top 10 Municipalities with Highest Number of Poor Households

1 Puerto Princesa City, Palawan

11,225 or 5.1% of poor HHs in MIMAROPA

2 San Jose, Occidental Mindoro

10,461 or 4.7% of poor HHs in MIMAROPA

3 Bataraza, Palawan

8,289 or 3.7% of poor HHs in MIMAROPA

4 Taytay, Palawan

8,105 or 3.7% of poor HHs in MIMAROPA

5 Balabac, Palawan

6,717 or 3.0% of poor HHs in MIMAROPA

6 Quezon, Palawan

6,594 or 3.0% of poor HHs in MIMAROPA

7 Brooke's Point, Palawan

6,493 or 2.9% of poor HHs in MIMAROPA

8 Naujan, Oriental Mindoro

6,363 or 2.9% of poor HHs in MIMAROPA

9 Bongabong, Oriental Mindoro

6,290 or 2.8% of poor HHs in MIMAROPA

10 Sablayan, Occidental Mindoro

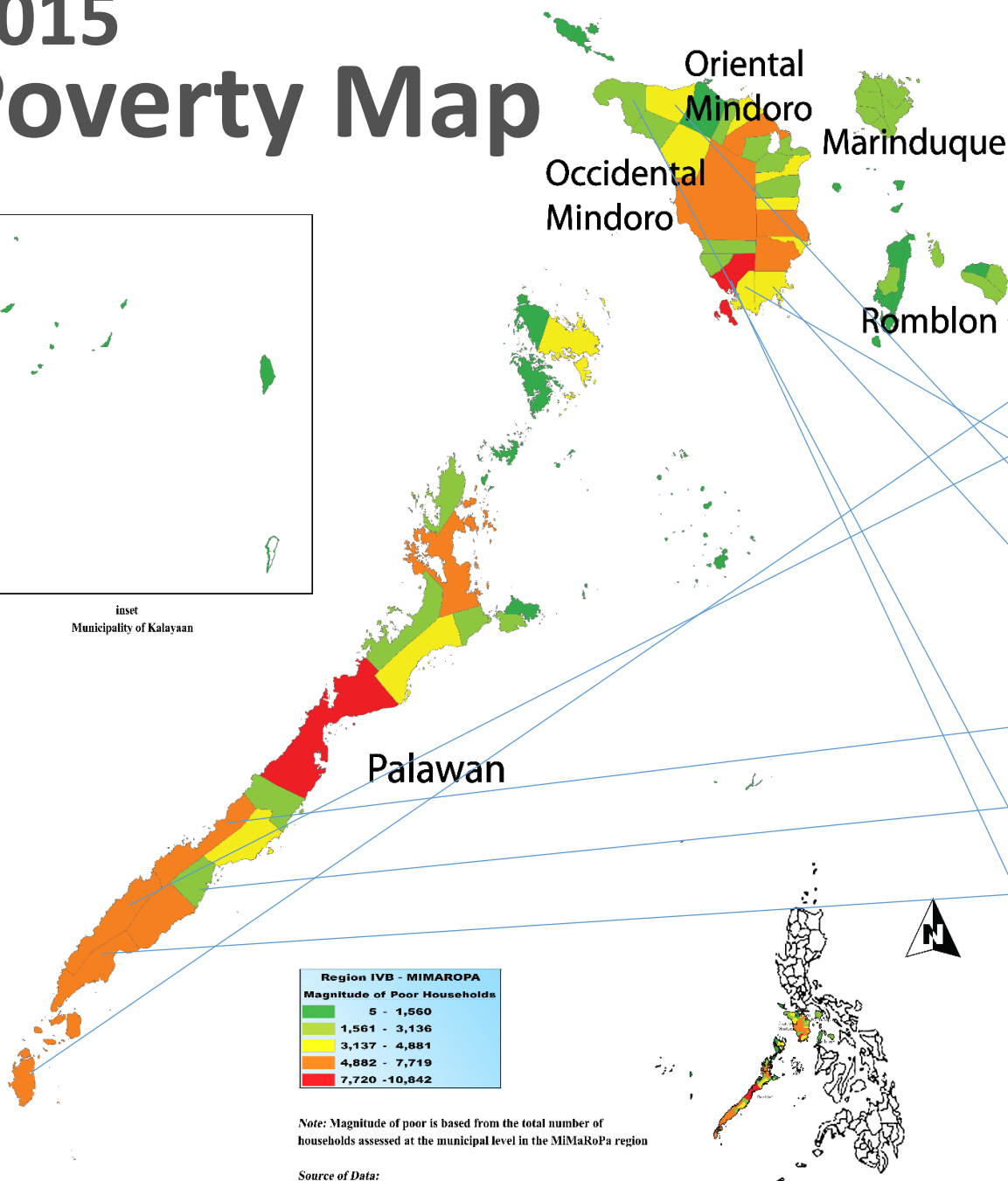
6,080 or 2.8% of poor HHs in MIMAROPA



2015 Poverty Map

Top 10 Municipalities with Highest Magnitude of Poor

Balabac, Palawan
Rizal, Palawan
Magsaysay, OcciMin
Abra de Ilog, OcciMin
Bulalacao, OrMin
Quezon, Palawan
S. Española, Palawan
Bataraza, Palawan
Paluan, OcciMin
Mansalay, Ormin



Source: Listahanan 2 as of December 31, 2016

Number of Poor Households in Oriental Mindoro, per municipality



Top 10 Barangays with Highest Number of Poor Households in Oriental Mindoro

No.	Barangay	Poor HHs	%
1	Brgy. Panaytayan, Mansalay	1,464	80.7%
2	Brgy. Lisap, Bongabong	929	75.0%
3	Brgy. San Roque, Bulalacao	739	53.6%
4	Brgy. B. Del Mundo, Mansalay	645	39.0%
5	Brgy. Benli , Bulalacao	604	70.3%
6	Brgy. San Vicente, Roxas	544	73.3%
7	Brgy. Nasukob (Pob.), Bulalacao	523	53.9%
8	Brgy. Conrazon, Bansud	481	45.8%
9	Brgy. Hagan, Bongabong	461	60.3%
10	Brgy. San Juan, Bulalacao	458	58.3%

Conditions of Housing Units Occupied by Poor Households in Oriental Mindoro



**13,313 or
25.0% do
not have
access to
safe water**



**26,477 or
49.7% do
not have
toilet
facilities**



**26,633 or
49.9% has
roofing
made of
light
materials**



**31,830 or
59.7% has
outerwalls
made of
light
materials**



**21,058 or
39.5% do
not have
access to
electricity**



DSWD

Department of Social Welfare and Development
Field Office IV-MiMaRoPa

"Reaching the Unreached and the Isolated!"



MAAGAP *at*
MAPAGKALINGANG
SERBISYO!

Poor Individuals (15 years old and Above) with Reported Primary Occupation in Oriental Mindoro

**75,723 or 47.3 percent have reported
with have primary occupation**

**84,486 or 52.7 percent have reported
with **NO** primary occupation**

EDUCATION

Out of **272,561 poor individuals** aged 3-75 years old:

NO GRADE COMPLETED
32,599 poor indivs (12%)

ELEMENTARY GRADUATE
39,688 poor indivs. (15%)

HIGHSCHOOL GRADUATE
37,489 poor indivs (14%)

COLLEGE GRADUATE
1,228 poor indivs (0.5%)

TOP 3 Brgys. with Highest Num. of No Grade Completed

1. Brgy. Panaytayan, Mansalay
2,067 poor indivs
2. Brgy. Lisap, Bongabong
1,411 poor indivs
3. Brgy. Benli, Bulalacao
715 poor indivs

TOP 3 Brgys. with Highest Num. of No Grade Completed

1. Brgy. Panaytayan, M.
36 poor indivs
2. Brgy. B. del Mundo, M.
35 poor indivs
3. Brgy. Hagan, Bongabong
33 poor indivs

43.9%

13,399 poor individuals aged 3-5 years old
are **NOT ATTENDING SCHOOL**

Top 3 Material Assets Own by Poor Households



53.7% of
poor HHs



36.0% of
poor HHs



12.5% of
poor HHs



Department of Social Welfare and Development
Field Office IV-MiMaRoPa

"Reaching the Unreached and the Isolated!"



Women

145,944 women

belongs to poor
households in Oriental
Mindoro.

40,191 women

Aged 3-30 YO are
NOT ATTENDING SCHOOL

4,224 women

are SOLO PARENTS

2%

Are pregnant during
the time of assessment

87.4%

with **NO** REPORTED
PRIMARY OCCUPATION

5,234 women

are declared as
HOUSEHOLD HEADS.

Municipality	Women in Poor HHs
Baco	7,286
Bansud	8,915
Bongabong	16,517
Bulalacao	12,152
Calapan City	12,448
Gloria	7,091
Mansalay	15,332
Naujan	16,540
Pinamalayan	12,529
Pola	6,756
Puerto Galera	3,884
Roxas	10,655
San Teodoro	2,837
Socorro	6,102
Victoria	6,900
Total	145,944



Department of Social Welfare and Development
Field Office IV-MiMaRoPa

"Reaching the Unreached and the Isolated!"



Senior Citizens

(60 Years Old and Above)

There are **10,394**
senior citizens
in poor households.

47.5% MALE
52.5% FEMALE

6 SC
turned
100 YO
last 2015

42.3%

of SC in poor HHs
have reported primary
occupation.

52.4%

of SC in poor HHs are
**NOT ATTENDING
HEALTH FACILITIES**

Municipality	Senior Citizens in Poor HHs
Baco	577
Bansud	688
Bongabong	1,106
Bulalacao	803
Calapan City	886
Gloria	505
Mansalay	983
Naujan	1,215
Pinamalayan	893
Pola	539
Puerto Galera	268
Roxas	683
San Teodoro	213
Socorro	538
Victoria	497
Total	10,394



DSWD

Department of Social Welfare and Development
Field Office IV-MiMaRoPa

"Reaching the Unreached and the Isolated!"



MAAGAP^{at}
MAPAGKALINGANG
SERBISYO!

YOUTH

(15 to 30 Years Old)

**77,828 Youth
in Poor HHs**

52.0% 48.0%
Male Female

21.3%

Attending
Formal
school

32.2%

With Reported
Primary
Occupation

1,658 female youth are
pregnant.

10,469 youth are
HOUSEHOLD HEADS

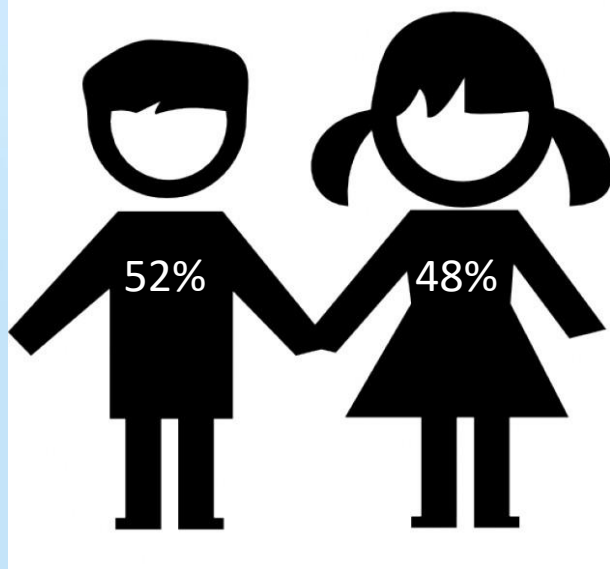
1,600 youth are **SOLO PARENTS**

Municipality	Youth in Poor HHs
Baco	4,009
Bansud	4,711
Bongabong	8,890
Bulalacao	6,705
Calapan City	6,183
Gloria	3,473
Mansalay	8,603
Naujan	8,845
Pinamalayan	6,504
Pola	3,616
Puerto Galera	2,093
Roxas	5,761
San Teodoro	1,564
Socorro	3,332
Victoria	3,539
Total	77,828

Children

(0 to 14 Years Old)

142,456 children in poor households



Out of the total children in poor households,

49% have unsanitary toilet facilities.

24% have unsafe main water source.

37% are not attending formal school.

236 children have reported primary occupation

Municipality	Children in Poor HHs
Baco	7,095
Bansud	8,578
Bongabong	15,978
Bulalacao	11,946
Calapan City	12,138
Gloria	6,921
Mansalay	15,121
Naujan	15,934
Pinamalayan	12,353
Pola	6,324
Puerto Galera	4,004
Roxas	10,655
San Teodoro	2,763
Socorro	5,825
Victoria	6,821
Total	142,456



DSWD

Department of Social Welfare and Development
Field Office IV-MiMaRoPa

"Reaching the Unreached and the Isolated!"



MAAGAP^{at}
MAPAGKALINGANG
SERBISYO!

Persons with Disability

**3,272 PWD
in Poor HHs**

55.8% 44.2%
Male Female

**176 PWD
are SOLO
PARENTS.**

20.6%

of PWD in poor HHs
have reported primary
occupation.

44.4%

of PWD in poor HHs are
**NOT ATTENDING
HEALTH FACILITIES**

Municipality	Persons with Disability (PWD) in Poor HHs
Baco	163
Bansud	201
Bongabong	289
Bulalacao	271
Calapan City	307
Gloria	185
Mansalay	224
Naujan	330
Pinamalayan	267
Pola	263
Puerto Galera	119
Roxas	203
San Teodoro	96
Socorro	193
Victoria	161
Total	3,272



Department of Social Welfare and Development
Field Office IV-MiMaRoPa

"Reaching the Unreached and the Isolated!"



Indigenous Peoples

10,323 or
19.4%

of poor households
in Oriental Mindoro
belong to
Indigenous Peoples.

79.5%

of IP households have
NO ACCESS TO
ELECTRICITY

90.2% **60.8%**

have unsanitary
toilet facilities.

have unsafe
main
water source.

Municipality	Indigenous Peoples (IP) identified as Poor HHs
Baco	1,134
Bansud	438
Bongabong	1,132
Bulalacao	1,938
Calapan City	21
Gloria	158
Mansalay	2,160
Naujan	868
Pinamalayan	219
Pola	151
Puerto Galera	624
Roxas	396
San Teodoro	334
Socorro	329
Victoria	421
Total	10,323

Solo Parents

DS
f Social Welfa
ffice IV.
Unreac

Municipality	Solo Parents in Poor HHs
Baco	321
Bansud	354
Bongabong	647
Bulalacao	385
Calapan City	608
Gloria	283
Mansalay	593
Naujan	666
Pinamalayan	585
Pola	256
Puerto Galera	156
Roxas	461
San Teodoro	121
Socorro	280
Victoria	341
Total	6,057

at
NG
D!

Types of Displacement



NATURAL OR
MAN-MADE
DISASTERS
**12,924 poor
households**



DEVELOPMENTAL
PROJECTS
**99 poor
households**

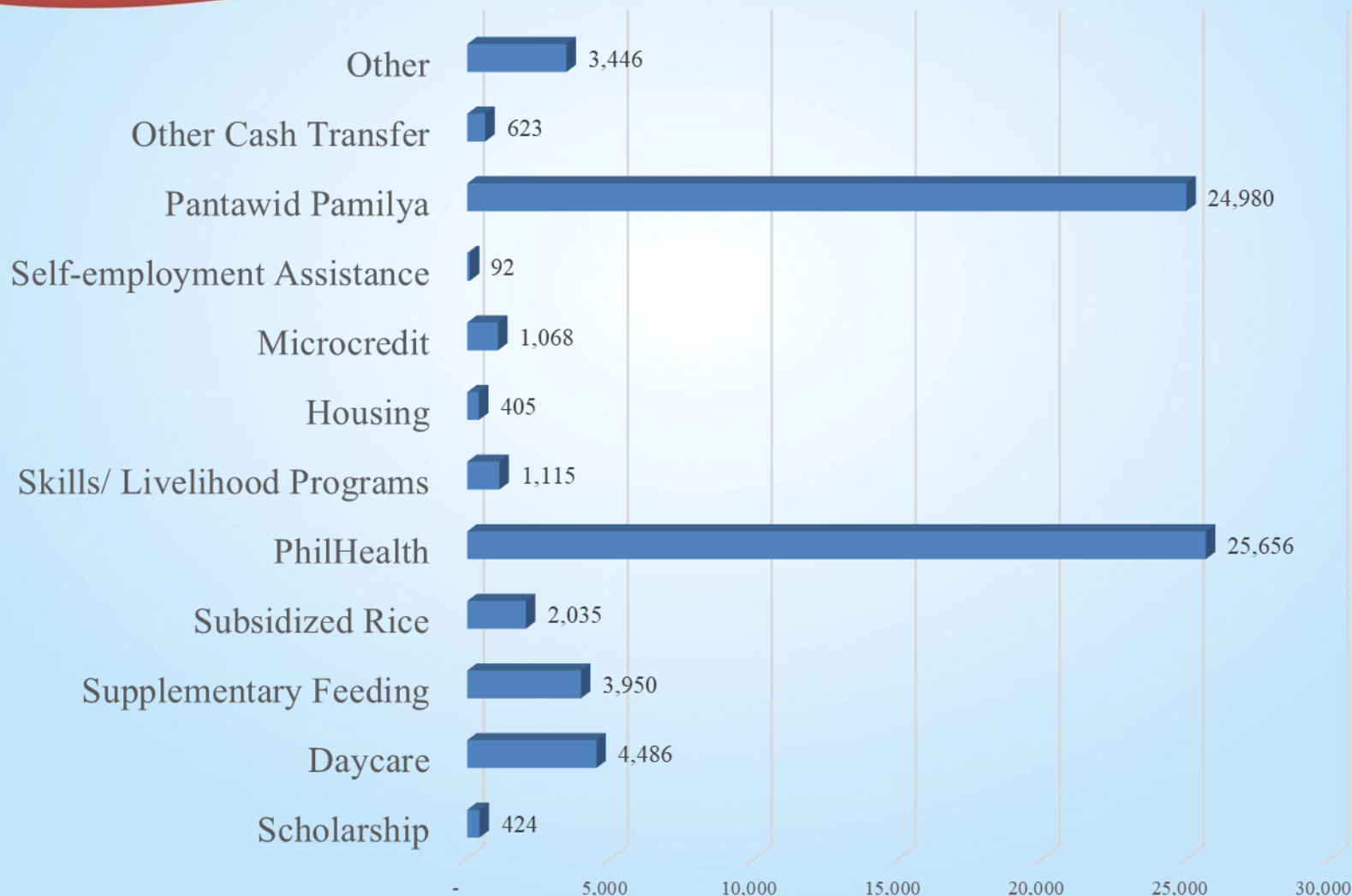


ARMED-
CONFLICT
**52 poor
households**



OTHERS
**513 poor
households**

Programs and services





DSWD

Department of Social Welfare and Development

Field Office IV-MiMaRoPa

"Reaching the Unreached and the Isolated!"



MAAGAP *at*
MAPAGKALINGANG
SERBISYO!

Maraming Salamat Po!