



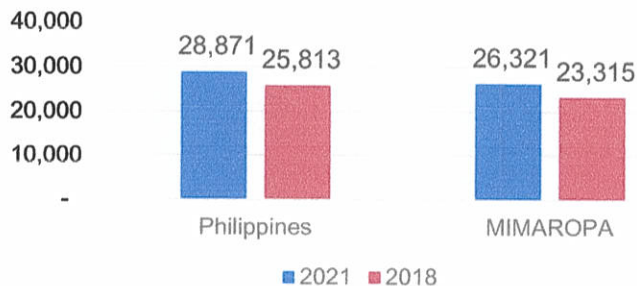
## SPECIAL RELEASE

### OFFICIAL POVERTY STATISTICS IN MIMAROPA REGION FOR THE FULL YEAR 2021

**Release Date: 12 October 2022**

**Reference No.: 2022-SR-41**

Figure 1. Annual Per Capita Poverty Threshold, Philippines and MIMAROPA: 2021<sup>P</sup> and 2018 (in Philippine pesos)

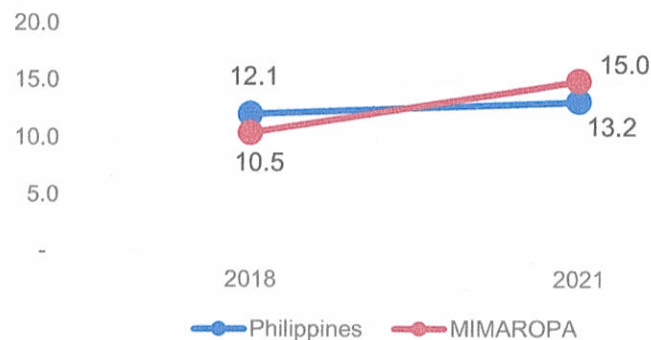


According to the Family Income and Expenditure Survey (FIES), which was conducted in 2021 by the Philippines Statistics Authority (PSA), the annual per capita poverty threshold in MIMAROPA was estimated at PhP 26,321. This meant that on the average, per month, a Filipino, living in the region needed PhP 2,193 to meet both his/her basic food and non-food needs. Additionally,

for a family of five, an average of PhP 10,967 was needed for the said necessities per month. The latest estimate was 12.9 percent higher than what was recorded in 2018, at PhP 23,315. The estimate in the region was PhP 2,550 lower than the national average of PhP 28,871.

The poverty incidence among families in the region for the full year 2021 was estimated at 15.0 percent or about 15 for every 100 families had income below the amount needed to buy their basic food and non-food needs. The latest estimate was significantly different from the estimate in 2018 reported at 10.5 percent or about 11 for every 100 families. At the

Figure 2. Poverty Incidence Among Families, Philippines and MIMAROPA: 2021<sup>P</sup> and 2018 (in percent)



national level, poverty incidence was estimated at 13.2 percent in 2021, 1.8 percentage points lower than the MIMAROPA region's poverty incidence.

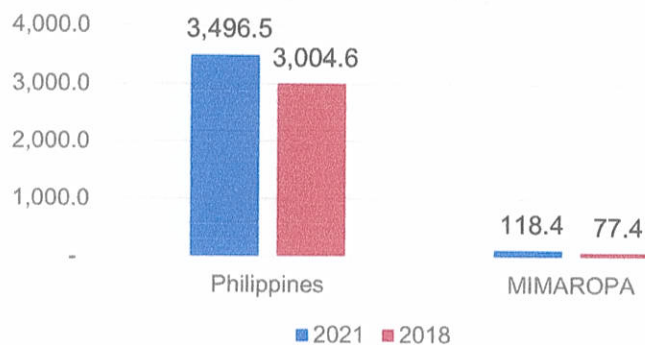


Management System  
ISO 9001:2015  
www.tuv.com  
ID 9100CA0001



2/F Emerald Building, J.P. Rizal St., Calapan City, Oriental Mindoro  
Telephone: (043) 288-9744 / (043) 470-0598  
Telefax: (043) 441-7371 / (043) 470-0716 / (043) 286-7491  
psamimaropa@yahoo.com

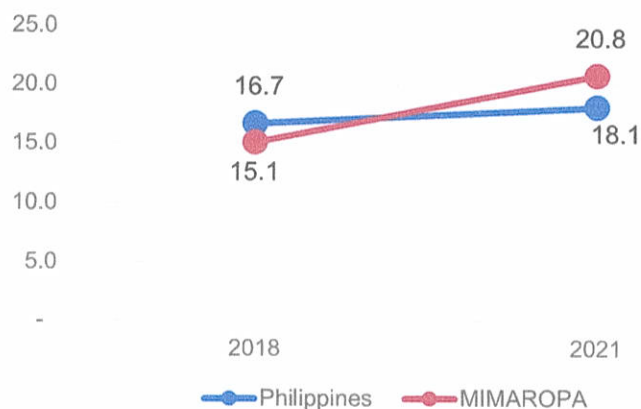
Figure 3. Magnitude of Poor Families, Philippines and MIMAROPA: 2021<sup>P</sup> and 2018 (in thousands)



The latest regional poverty incidence translated to about 118.4 thousand poor families in the region. This is 53.04 percent higher than magnitude of poor families recorded in 2018 at 77.4 thousand families. For the Philippines' estimate, a significant difference was noted in terms of families living below the poverty threshold, with the latest estimate at about 3.4 million compared to the 2018 estimate of 3.0 million.

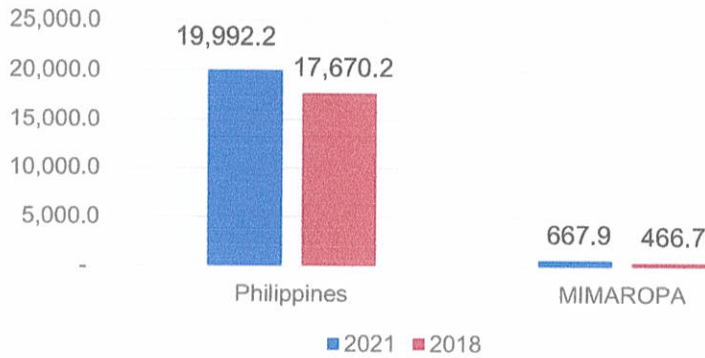
In terms of poverty incidence among MIMAROPAns in the full year 2021, it was estimated at 20.8 percent, which meant that 21 for every 100 MIMAROPAns belonged to the poor population, whose income fell below the amount needed to buy their basic food and non-food needs. In 2018, poverty incidence among the Filipinos living in the MIMAROPA region was reported at 15.1 percent

Figure 4. Poverty Incidence Among Population, Philippines and MIMAROPA: 2021<sup>P</sup> and 2018 (in percent)



which translated to 15 for every 100 people in MIMAROPA region, were living below the poverty threshold. For the Philippines, as a whole, the poverty incidence among population significantly increased to 18.1 percent for the full year 2021, compared to the record of 16.7 percent or 16 for every 100 people in 2018.

Figure 5. Magnitude of Poor Population, Philippines and MIMAROPA: 2021<sup>P</sup> and 2018 (in thousands)



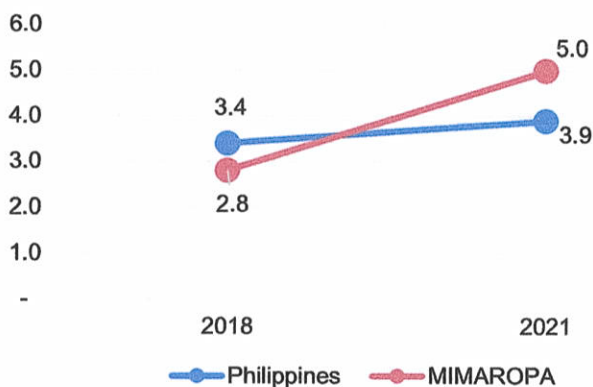
On the other hand, the magnitude of the poor population, estimated at 667.9 thousand showed significant difference from the 2018 record of about 466.7 thousand poor individuals in the MIMAROPA region. Meanwhile, the national estimate, posted at 20.0 million, displayed a notable increase from the 2018 report of about 17.7 million Filipinos.

The survey also revealed that the annual per capita poverty food threshold in MIMAROPA for the full year 2021 was estimated at PhP 18,505. This meant that on the average, a Filipino living in MIMAROPA needed PhP 1,542 to meet his/her basic food needs per month. Similarly, a family of five, needed PhP 7,710 per month. The latest full year estimate was 14.6 percent higher than what was reported in 2018 at PhP 16,152.

Figure 6. Annual Per Capita Food Threshold, Philippines and MIMAROPA: 2021<sup>P</sup> and 2018 (in Philippine pesos)



Figure 7. Subsistence Incidence Among Families, Philippines and MIMAROPA: 2021<sup>P</sup> and 2018 (in percent)



Furthermore, using the computed food threshold, the resulting subsistence incidence was 5.0 percent among families in the region for the full year of 2021. This meant that about 5 for every 100 families in the region have income below the minimum amount needed to buy their basic food needs in 2021. This was significantly different from the 2018 estimate of 2.8 percent or 3 for every 100 families living in MIMAROPA were below the food threshold.

In effect, the magnitude of food poor families for the full year 2021 in the region was higher, estimated at 39.0 thousand families, compared to the 2018 estimate of 20.4 thousand families. The national magnitude of food poor families also showed an increasing trend, estimated at 1.0 million families from the 2018 report of 839.5 thousand.

Figure 8. Magnitude of Subsistence Poor Families: Philippines and MIMAROPA: 2021P and 2018 (in thousands)

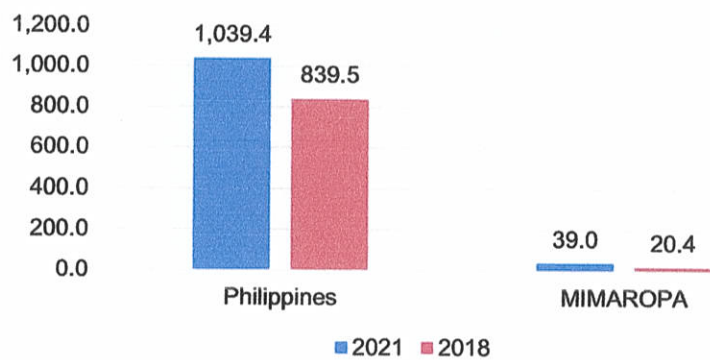
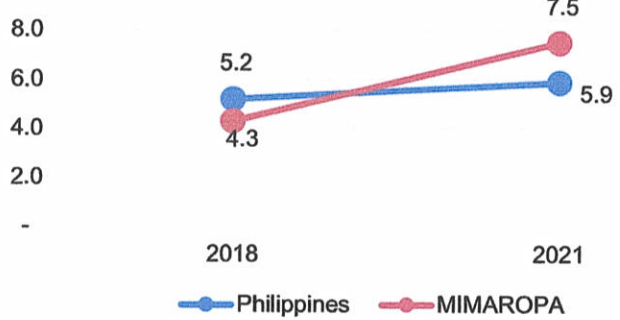


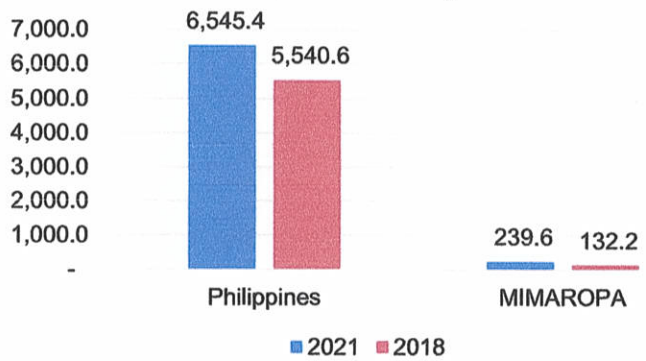
Figure 9. Subsistence Incidence Among Population, Philippines and MIMAROPA: 2021P and 2018



Among population, 7.5 percent of the MIMAROPAns were categorized as food poor. This was equivalent to 8 for every 100 MIMAROPAns whose income was not enough to meet their basic food needs during the full year 2021. The latest result has significant difference with the 2018 estimate of 4.3 percent or 4 out of 100 MIMAROPAns who were considered as food poor. Looking at the bigger picture,

the national subsistence incidence inclined to about 5.9 percent in 2021 from the 2018 report of 5.2 percent. This meant that during the full year of 2021, 6 for every 100 citizens cannot buy their basic food needs compared to the 2018 record of 5 for every 100 population, who lived below the poverty food threshold.

Figure 10. Magnitude of Subsistence Poor Population Philippines and MIMAROPA: 2021P and 2018 (in thousands)



The reported subsistence incidence translated to 239.6 thousand food poor MIMAROPAns in 2021. This was an increase from the 2018 estimates of 132.2 thousand individuals in the regions whose income is not enough to buy the basic food needs. The national estimate of 6.5 million Filipinos, who were considered as food poor, was significantly higher from the 2018 estimate of 5.5 million.

## TECHNICAL NOTES

Republic Act 8425 of 1997 (Social Reform & Poverty Alleviation Act) defines poor as to individuals and families whose income fall below the poverty threshold as defined by the National Economic and Development Authority and/or cannot afford in a sustained manner to provide their minimum basic needs of food, health, education, housing and other essential amenities of life. (Section 3 of RA 8425).

Poverty Threshold is the minimum income/expenditure required for a family/individual to meet the basic food and non-food requirements.

Poverty Incidence is the proportion of the Filipinos whose per capita income cannot sufficiently meet their individual basic food and non-food needs.

Food Threshold is the minimum income/expenditure required for a family/individual to meet the basic food needs, which satisfies the nutritional requirements for economically necessary and socially desirable physical activities.

Subsistence Incidence is the proportion of families/individuals with per capita income/expenditure less than the per capita food threshold to the total number of families/ individuals.

  
**LENI R. RIOFLORIDO**  
Regional Director

  
OHG/EVC



# 2021 POVERTY MIMAROPA REGION

## Republic Act 8425 of 1997 (Social Reform & Poverty Alleviation Act )

defines Poor as "individuals and families whose income fall below the poverty threshold as defined by the NEDA and/or cannot afford in a sustained manner to provide their minimum basic needs of food, health, education, housing and other essential amenities of life." (Section 3 of the RA 8425)

### POVERTY THRESHOLD

is the minimum income required for a family or individual to meet the basic food and non-food requirements, also known as the POVERTY LINE.

### AMONG POPULATION



A Filipino, living in MIMAROPA, needed

**Php 2,193**

on the average, per month to meet his/her basic food and non-food needs in 2021.

### AMONG FAMILIES

In 2021, a Filipino family with five members, living in MIMAROPA needed

**Php 10,967**

on the average, per month to meet their basic food and non-food needs.



### POVERTY INCIDENCE

is the proportion of families or individuals with per capita income less than the per capita Poverty Threshold, to the total number of families or individuals.



**20.8%**

of Filipinos living in MIMAROPA were poor in 2021, which translates to

**667.9** thousand poor Filipinos.

**15.0%**

of Filipino families living in MIMAROPA were poor in 2021, which translates to

**118.4** thousand poor Filipino families.

### 2021 Poverty Incidence Cluster

- 1 (Poorest)
- 2
- 3
- 4
- 5 (Least Poor)
- Province with Highly-Urbanized City



### FOOD THRESHOLD

is the minimum income required for a family or individual to meet the basic food needs, which satisfies the nutritional requirements for economically necessary and socially desirable physical activities.

### SUBSISTENCE INCIDENCE

is the proportion of families or individuals with per capita income less than the per capita Food Threshold, to the total number of families or individuals.

### AMONG POPULATION



In 2021, a Filipino, living in MIMAROPA, needed

**Php 1,542**

on the average, per month to meet their basic food needs.

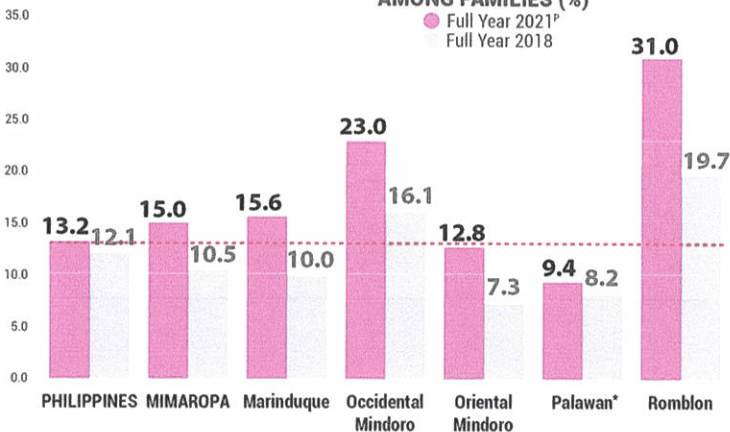


**7.5%** of Filipinos living in MIMAROPA were not able to meet their basic food needs in 2021.

**239.6** thousand Filipinos in MIMAROPA were food poor in 2021.

### POVERTY INCIDENCE AMONG FAMILIES (%)

● Full Year 2021<sup>p</sup>  
○ Full Year 2018



### AMONG FAMILIES

In 2021, a family of five members, living in MIMAROPA needed

**Php 7,710** on the average, per month to meet their basic food needs.



**5.0%**

of Filipino families living in MIMAROPA did not have sufficient income to meet their basic food needs in 2021.



**39.0** thousand Filipino families in MIMAROPA were food poor in 2021.

Notes: p - This is based on the preliminary results of the 2021 Family Income and Expenditure Survey (FIES).  
\*Includes Puerto Princesa City

# 2021 POVERTY PROVINCE OF ORIENTAL MINDORO

## Republic Act 8425 of 1997 (Social Reform & Poverty Alleviation Act)

defines Poor as "individuals and families whose income fall below the poverty threshold as defined by the NEDA and/or cannot afford in a sustained manner to provide their minimum basic needs of food, health, education, housing and other essential amenities of life." (Section 3 of the RA 8425)

### POVERTY THRESHOLD

is the minimum income required for a family or individual to meet the basic food and non-food requirements, also known as the POVERTY LINE.

### POVERTY INCIDENCE

is the proportion of families or individuals with per capita income less than the per capita Poverty Threshold, to the total number of families or individuals.


### AMONG POPULATION



A Filipino, living in Oriental Mindoro, needed

**Php 2,189**

on the average, per month to meet his/her basic food and non-food needs in 2021.



**18.1%**

of Filipinos living in Oriental Mindoro were poor in 2021, which translates to

**165.4**

thousand poor Filipinos.

### AMONG FAMILIES

In 2021, a Filipino family with five members, living in Oriental Mindoro needed

**Php 10,944**

on the average, per month to meet their basic food and non-food needs.



**12.8%**

of Filipino families living in Oriental Mindoro were poor in 2021, which translates to

**27.2**

thousand poor Filipino families.

### FOOD THRESHOLD

is the minimum income required for a family or individual to meet the basic food needs, which satisfies the nutritional requirements for economically necessary and socially desirable physical activities.

### SUBSISTENCE INCIDENCE

is the proportion of families or individuals with per capita income less than the per capita Food Threshold, to the total number of families or individuals.

### AMONG POPULATION



In 2021, a Filipino, living in Oriental Mindoro needed

**Php 1,531**

on the average, per month to meet their basic food needs.



**8.2%**

of Filipinos living in Oriental Mindoro were not able to meet their basic food needs in 2021.

**75.0**

thousand Filipinos in Oriental Mindoro were food poor in 2021.

### AMONG FAMILIES

**Php 7,655**

In 2021, a family of five members, living in Oriental Mindoro needed on the average, per month to meet their basic food needs.



**5.4%**

of Filipino families living in Oriental Mindoro did not have sufficient income to meet their basic food needs in 2021.



**11.6**

thousand Filipino families in Oriental Mindoro were food poor in 2021.

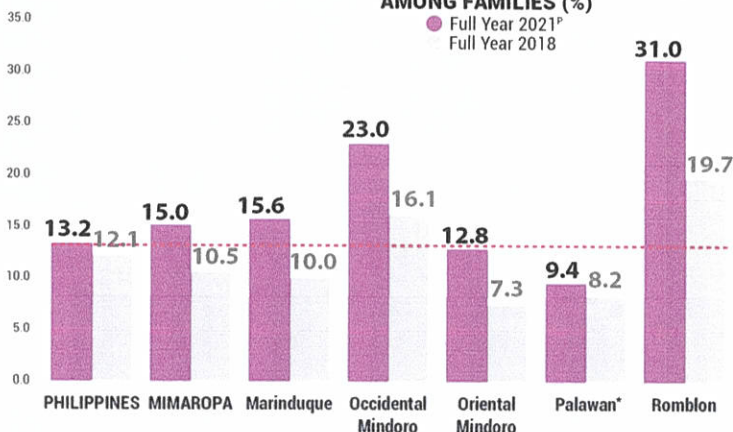
### 2021 Poverty Incidence Cluster

- 1 (Poorest)
- 2
- 3
- 4
- 5 (Least Poor)
- Province with Highly-Urbanized City



### POVERTY INCIDENCE AMONG FAMILIES (%)

- Full Year 2021\*
- Full Year 2018



Notes: p - This is based on the preliminary results of the 2021 Family Income and Expenditure Survey (FIES).  
\*Includes Puerto Princesa City

# 2021 POVERTY

## PROVINCE OF MARINDUQUE

### Republic Act 8425 of 1997 (Social Reform & Poverty Alleviation Act)

defines Poor as "individuals and families whose income fall below the poverty threshold as defined by the NEDA and/or cannot afford in a sustained manner to provide their minimum basic needs of food, health, education, housing and other essential amenities of life." (Section 3 of the RA 8425)

#### POVERTY THRESHOLD

is the minimum income required for a family or individual to meet the basic food and non-food requirements, also known as the POVERTY LINE.

#### POVERTY INCIDENCE

is the proportion of families or individuals with per capita income less than the per capita Poverty Threshold, to the total number of families or individuals.

#### AMONG POPULATION



A Filipino, living in Marinduque, needed

**Php 2,247**

on the average, per month to meet his/her basic food and non-food needs in 2021.



**22.1%** of Filipinos living in Marinduque were poor in 2021, which translates to

**53.5** thousand poor Filipinos.

#### AMONG FAMILIES

In 2021, a Filipino family with five members, living in Marinduque needed

**Php 11,233**

on the average, per month to meet their basic food and non-food needs.



**15.6%** of Filipino families living in Marinduque were poor in 2021, which translates to

**9.1** thousand poor Filipino families.

#### FOOD THRESHOLD

is the minimum income required for a family or individual to meet the basic food needs, which satisfies the nutritional requirements for economically necessary and socially desirable physical activities.

#### SUBSISTENCE INCIDENCE

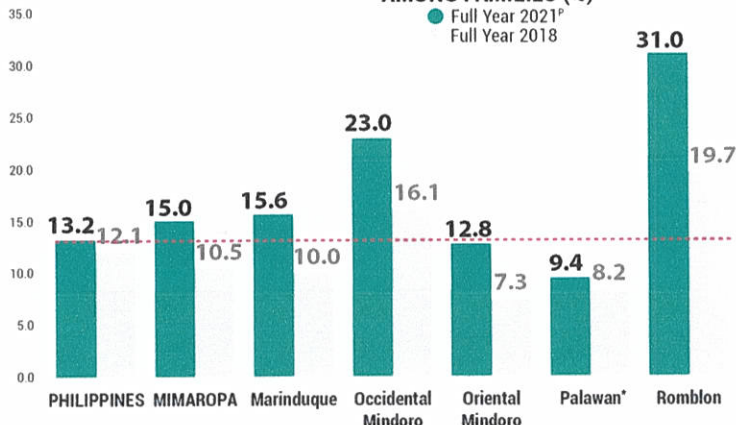
is the proportion of families or individuals with per capita income less than the per capita Food Threshold, to the total number of families or individuals.

#### 2021 Poverty Incidence Cluster

- 1 (Poorest)
- 2
- 3
- 4
- 5 (Least Poor)
- Province with Highly-Urbanized City



#### POVERTY INCIDENCE AMONG FAMILIES (%)



#### AMONG POPULATION



In 2021, a Filipino, living in Marinduque needed

**Php 1,616**

on the average, per month to meet their basic food needs.



**4.9%** of Filipinos living in Marinduque were not able to meet their basic food needs in 2021.



**11.9** thousand Filipinos in Marinduque were food poor in 2021.

#### AMONG FAMILIES

In 2021, a family of five members, living in Marinduque needed

**Php 8,080** on the average, per month to meet their basic food needs.



**3.1%**

of Filipino families living in Marinduque did not have sufficient income to meet their basic food needs in 2021.



**1.8** thousand Filipino families in Marinduque were food poor in 2021.

Notes: p - This is based on the preliminary results of the 2021 Family Income and Expenditure Survey (FIES).  
\*Includes Puerto Princesa City



# 2021 POVERTY PROVINCE OF OCCIDENTAL MINDORO

## Republic Act 8425 of 1997 (Social Reform & Poverty Alleviation Act )

defines Poor as "individuals and families whose income fall below the poverty threshold as defined by the NEDA and/or cannot afford in a sustained manner to provide their minimum basic needs of food, health, education, housing and other essential amenities of life." (Section 3 of the RA 8425)

### POVERTY THRESHOLD

is the minimum income required for a family or individual to meet the basic food and non-food requirements, also known as the POVERTY LINE.

### POVERTY INCIDENCE

is the proportion of families or individuals with per capita income less than the per capita Poverty Threshold, to the total number of families or individuals.

### AMONG POPULATION



A Filipino, living in Occidental Mindoro, needed  
**Php 2,222**  
on the average, per month to meet his/her basic food and non-food needs in 2021.

**30.3%**  
**157.4**

of Filipinos living in Occidental Mindoro were poor in 2021, which translates to **157.4 thousand** poor Filipinos.

### AMONG FAMILIES

In 2021, a Filipino family with five members, living in Occidental Mindoro needed  
**Php 11,109**  
on the average, per month to meet their basic food and non-food needs.



**23.0%**  
**29.2**

of Filipino families living in Occidental Mindoro were poor in 2021, which translates to **29.2 thousand** poor Filipino families.

### FOOD THRESHOLD


is the minimum income required for a family or individual to meet the basic food needs, which satisfies the nutritional requirements for economically necessary and socially desirable physical activities.

### SUBSISTENCE INCIDENCE

is the proportion of families or individuals with per capita income less than the per capita Food Threshold, to the total number of families or individuals.

### AMONG POPULATION

In 2021, a Filipino, living in Occidental Mindoro needed  
**Php 1,551**  
on the average, per month to meet their basic food needs.



**13.3%** of Filipinos living in Occidental Mindoro were not able to meet their basic food needs in 2021.



**69.3** thousand Filipinos in Occidental Mindoro were food poor in 2021.

### AMONG FAMILIES

In 2021, a family of five members, living in Occidental Mindoro needed  
**Php 7,754**  
on the average, per month to meet their basic food needs.



**9.5%** of Filipino families living in Occidental Mindoro did not have sufficient income to meet their basic food needs in 2021.



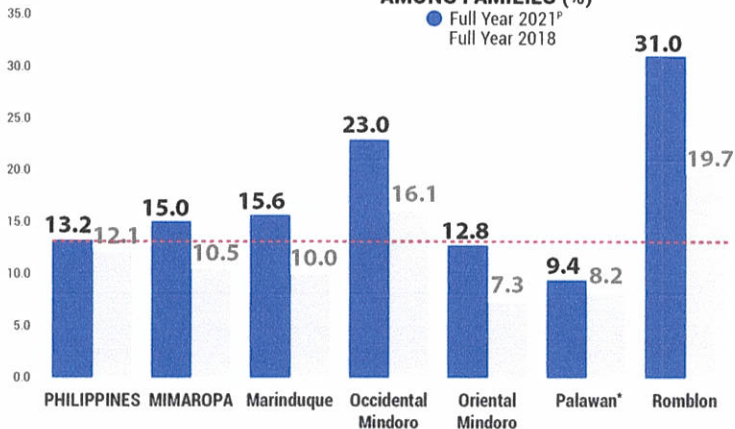
**12.1** thousand Filipino families in Occidental Mindoro were food poor in 2021.

### 2021 Poverty Incidence Cluster

- 1 (Poorest)
- 2
- 3
- 4
- 5 (Least Poor)
- Province with Highly-Urbanized City



### POVERTY INCIDENCE AMONG FAMILIES (%)



Notes: p - This is based on the preliminary results of the 2021 Family Income and Expenditure Survey (FIES).  
\*Includes Puerto Princesa City



# 2021 POVERTY

## PROVINCE OF PALAWAN

(Excluding Puerto Princesa City)

### Republic Act 8425 of 1997 (Social Reform & Poverty Alleviation Act)

defines Poor as "individuals and families whose income fall below the poverty threshold as defined by the NEDA and/or cannot afford in a sustained manner to provide their minimum basic needs of food, health, education, housing and other essential amenities of life." (Section 3 of the RA 8425)

#### POVERTY THRESHOLD

is the minimum income required for a family or individual to meet the basic food and non-food requirements, also known as the POVERTY LINE.



#### POVERTY INCIDENCE

is the proportion of families or individuals with per capita income less than the per capita Poverty Threshold, to the total number of families or individuals.



#### AMONG POPULATION



A Filipino, living in Palawan, needed

**PhP 2,000**

on the average, per month to meet his/her basic food and non-food needs in 2021.



**15.7%** of Filipinos living in Palawan were poor in 2021, which translates to

**148.6** thousand poor Filipinos.

#### AMONG FAMILIES

In 2021, a Filipino family with five members, living in Palawan needed

**PhP 10,001**

on the average, per month to meet their basic food and non-food needs.

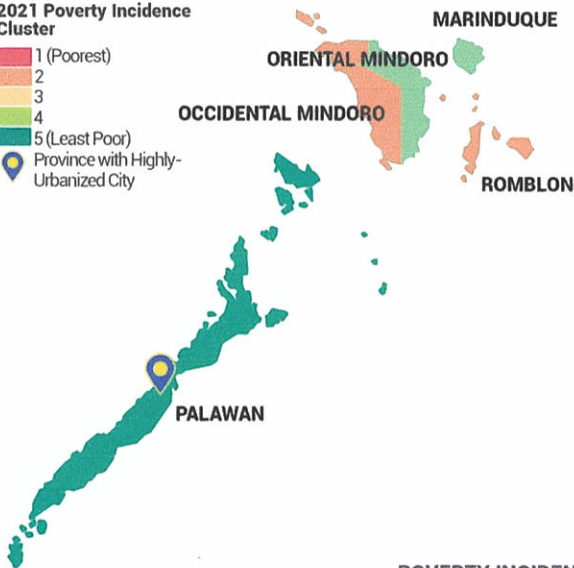


**10.9%** of Filipino families living in Palawan were poor in 2021, which translates to

**25.7** thousand poor Filipino families.

#### 2021 Poverty Incidence Cluster

- 1 (Poorest)
- 2
- 3
- 4
- 5 (Least Poor)
- Province with Highly-Urbanized City



#### FOOD THRESHOLD

is the minimum income required for a family or individual to meet the basic food needs, which satisfies the nutritional requirements for economically necessary and socially desirable physical activities.



#### SUBSISTENCE INCIDENCE

is the proportion of families or individuals with per capita income less than the per capita Food Threshold, to the total number of families or individuals.



#### AMONG POPULATION



In 2021, a Filipino, living in Palawan needed

**PhP 1,393**

on the average, per month to meet their basic food needs.



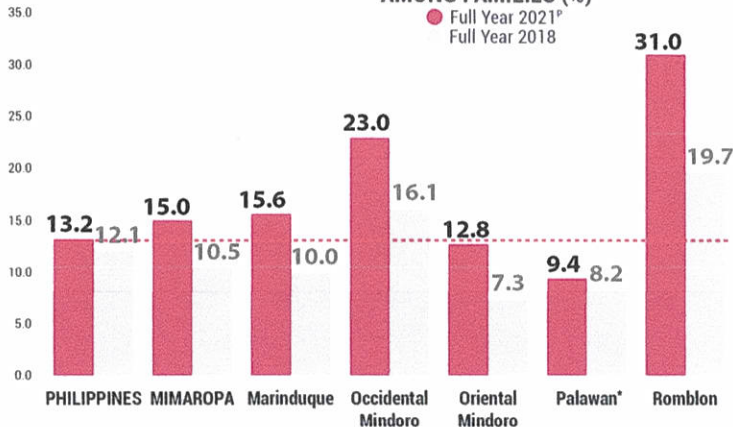
**3.9%** of Filipinos living in Palawan were not able to meet their basic food needs in 2021.



**36.7** thousand Filipinos in Palawan were food poor in 2021.

#### POVERTY INCIDENCE AMONG FAMILIES (%)

- Full Year 2021\*
- Full Year 2018



Notes: p - This is based on the preliminary results of the 2021 Family Income and Expenditure Survey (FIES).  
\*Includes Puerto Princesa City

#### AMONG FAMILIES

In 2021, a family of five members, living in Palawan needed **PhP 6,965** on the average, per month to meet their basic food needs.



**2.4%**

of Filipino families living in Palawan did not have sufficient income to meet their basic food needs in 2021.



**5.8** thousand Filipino families in Palawan were food poor in 2021.



# 2021 POVERTY

## CITY OF PUERTO PRINCESA

### Republic Act 8425 of 1997 (Social Reform & Poverty Alleviation Act )

defines Poor as "individuals and families whose income fall below the poverty threshold as defined by the NEDA and/or cannot afford in a sustained manner to provide their minimum basic needs of food, health, education, housing and other essential amenities of life." (Section 3 of the RA 8425)

#### POVERTY THRESHOLD

is the minimum income required for a family or individual to meet the basic food and non-food requirements, also known as the POVERTY LINE.

#### POVERTY INCIDENCE

is the proportion of families or individuals with per capita income less than the per capita Poverty Threshold, to the total number of families or individuals.

#### AMONG POPULATION



A Filipino, living in the City of Puerto Princesa, needed

**Php 2,082**

on the average, per month to meet his/her basic food and non-food needs in 2021.



**7.5%** of Filipinos living in the City of Puerto Princesa were poor in 2021, which translates to

**21.5** thousand poor Filipinos.

#### AMONG FAMILIES

In 2021, a Filipino family with five members, living in the City of Puerto Princesa needed

**Php 10,411**

on the average, per month to meet their basic food and non-food needs.

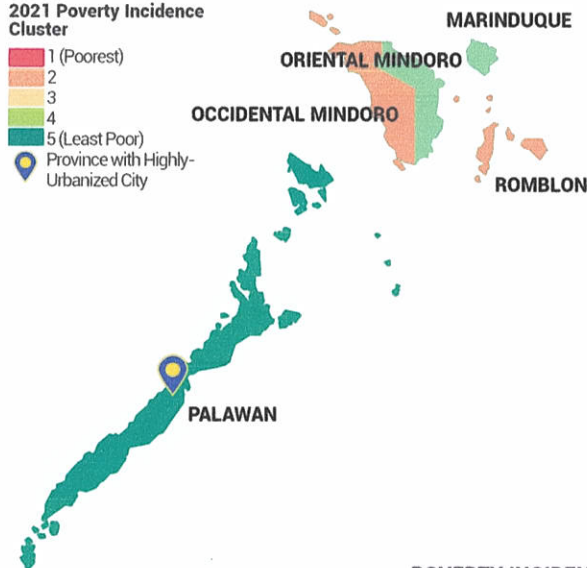


**4.8%** of Filipino families living in the City of Puerto Princesa were poor in 2021, which translates to

**3.7** thousand poor Filipino families.

#### 2021 Poverty Incidence Cluster

- 1 (Poorest)
- 2
- 3
- 4
- 5 (Least Poor)
- Province with Highly-Urbanized City



#### FOOD THRESHOLD

is the minimum income required for a family or individual to meet the basic food needs, which satisfies the nutritional requirements for economically necessary and socially desirable physical activities.

#### SUBSISTENCE INCIDENCE

is the proportion of families or individuals with per capita income less than the per capita Food Threshold, to the total number of families or individuals.

#### AMONG POPULATION



In 2021, a Filipino, living in the City of Puerto Princesa, needed

**Php 1,454**

on the average, per month to meet their basic food needs.



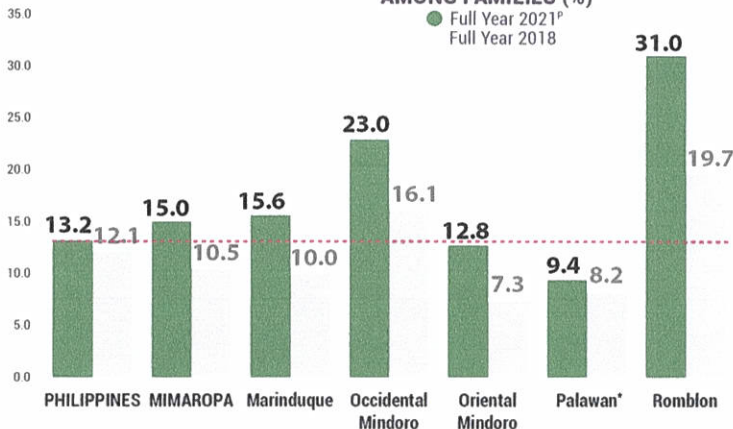
**1.4%** of Filipinos living in the City of Puerto Princesa were not able to meet their basic food needs in 2021.



**4.0** thousand Filipinos in the City of Puerto Princesa were food poor in 2021.

#### POVERTY INCIDENCE AMONG FAMILIES (%)

● Full Year 2021<sup>p</sup>  
● Full Year 2018



#### AMONG FAMILIES

In 2021, a family of five members, living in the City of Puerto Princesa needed

**Php 7,270** on the average, per month to meet their basic food needs.



**0.7%**

of Filipino families living in the City of Puerto Princesa did not have sufficient income to meet their basic food needs in 2021.



**0.5** thousand Filipino families in the City of Puerto Princesa were food poor in 2021.

Notes: p - This is based on the preliminary results of the 2021 Family Income and Expenditure Survey (FIES).  
\*Includes Puerto Princesa City



# 2021 POVERTY PROVINCE OF ROMBLON

## Republic Act 8425 of 1997 (Social Reform & Poverty Alleviation Act )

defines Poor as "individuals and families whose income fall below the poverty threshold as defined by the NEDA and/or cannot afford in a sustained manner to provide their minimum basic needs of food, health, education, housing and other essential amenities of life." (Section 3 of the RA 8425)

### POVERTY THRESHOLD

is the minimum income required for a family or individual to meet the basic food and non-food requirements, also known as the POVERTY LINE.

### POVERTY INCIDENCE

is the proportion of families or individuals with per capita income less than the per capita Poverty Threshold, to the total number of families or individuals.

### AMONG POPULATION



A Filipino, living in Romblon, needed

**PhP 2,396**

on the average, per month to meet his/her basic food and non-food needs in 2021.



**40.1%**

of Filipinos living in Romblon were poor in 2021, which translates to

**121.5** thousand poor Filipinos.

### AMONG FAMILIES

In 2021, a Filipino family with five members, living in Romblon needed

**PhP 11,979**

on the average, per month to meet their basic food and non-food needs.



**31.0%**

of Filipino families living in Romblon were poor in 2021, which translates to

**23.5** thousand poor Filipino families.

### 2021 Poverty Incidence Cluster

- 1 (Poorest)
  - 2
  - 3
  - 4
  - 5 (Least Poor)
- Province with Highly-Urbanized City



### FOOD THRESHOLD

is the minimum income required for a family or individual to meet the basic food needs, which satisfies the nutritional requirements for economically necessary and socially desirable physical activities.

### SUBSISTENCE INCIDENCE

is the proportion of families or individuals with per capita income less than the per capita Food Threshold, to the total number of families or individuals.

### AMONG POPULATION



In 2021, a Filipino, living in Romblon, needed

**PhP 1,677**

on the average, per month to meet their basic food needs.



**14.1%**

of Filipinos living in Romblon were not able to meet their basic food needs in 2021.

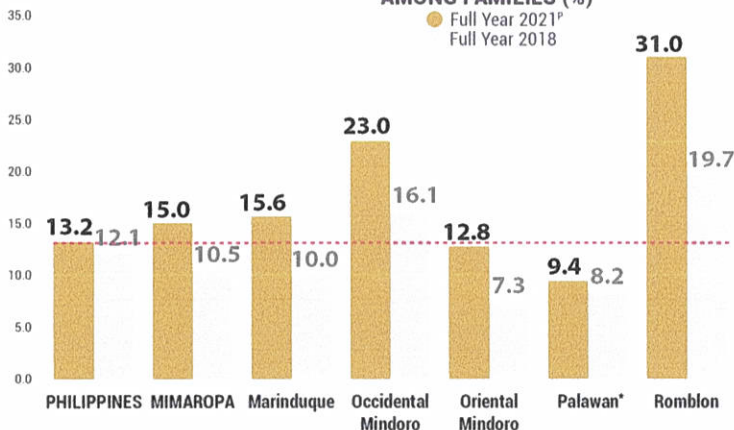


**42.7**

thousand Filipinos in Romblon were food poor in 2021.

### POVERTY INCIDENCE AMONG FAMILIES (%)

● Full Year 2021<sup>p</sup>  
● Full Year 2018



### AMONG FAMILIES

In 2021, a family of five members, living in Romblon needed

**PhP 8,384** on the average, per month to meet their basic food needs.



**9.6%**

of Filipino families living in Romblon did not have sufficient income to meet their basic food needs in 2021.



**7.2**

thousand Filipino families in Romblon were food poor in 2021.

Notes: p - This is based on the preliminary results of the 2021 Family Income and Expenditure Survey (FIES).  
\*Includes Puerto Princesa City